



LTCS Town Hall Meeting

December 1, 2022

Agenda



Winter Data Update



Progress toward School Improvement Goals



Standards-based Grading



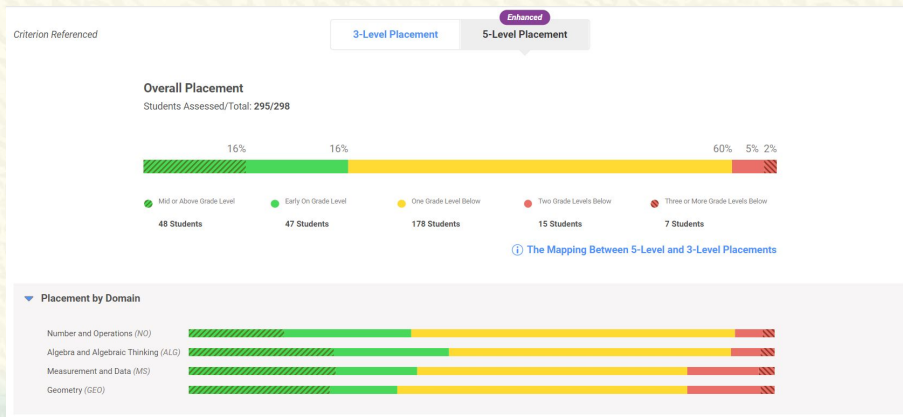
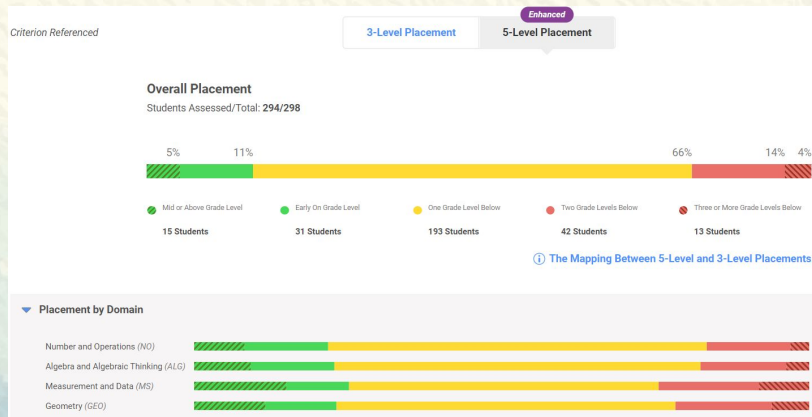
Q and A



Fall - Winter Data Update School-wide



i-Ready K-5th Math



Diagnostic 1



Diagnostic 2



Fall - Winter Data Update

Grade Level



i-Ready
K-5th
Math



Switch Table View: Placement Summary | Show Results By: Grade

Showing 9 of 9

Grade	Overall Grade-Level Placement	4%	9%	87%	0%	0%	Students Assessed/Tota
Grade K		4%	9%	87%	0%	0%	47/48
Grade 1		4%	4%	81%	10%	0%	48/49
Grade 2		0%	8%	69%	23%	0%	48/48
Grade 3		6%	10%	68%	12%	4%	50/50
Grade 4		11%	11%	49%	28%	2%	47/47
Grade 5		6%	22%	45%	12%	14%	49/51

Switch Table View: Placement Summary | Show Results By: Grade

Showing 9 of 9

Grade	Overall Grade-Level Placement	29%	23%	48%	0%	0%	Students Assessed/Tota
Grade K		29%	23%	48%	0%	0%	48/48
Grade 1		16%	6%	71%	6%	0%	49/49
Grade 2		10%	13%	75%	2%	0%	48/48
Grade 3		12%	16%	68%	2%	2%	50/50
Grade 4		15%	20%	54%	9%	2%	46/47
Grade 5		16%	20%	48%	12%	4%	50/51



Diagnostic 1



Diagnostic 2



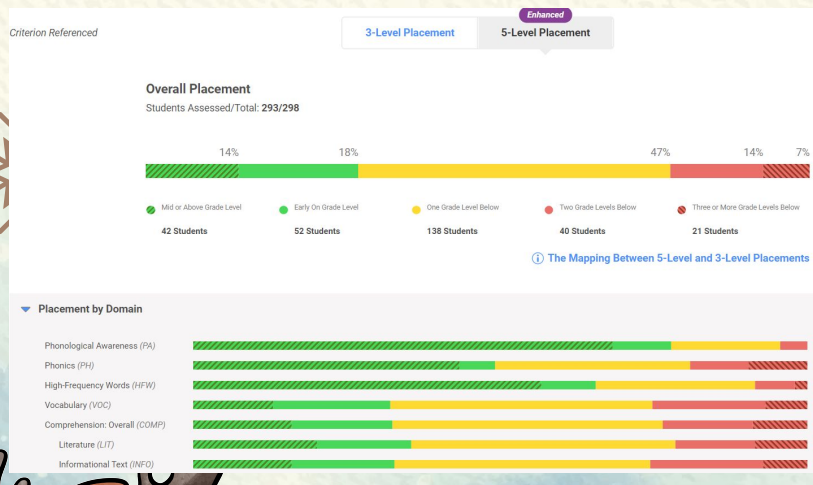
Fall - Winter Data Update

School-wide

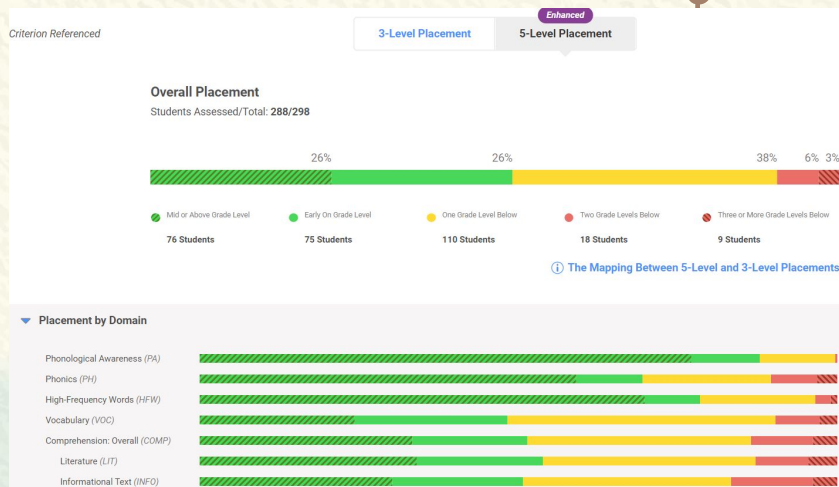

i-Ready

K-5th


Reading



Diagnostic 1



Diagnostic 2



Fall - Winter Data Update

Grade Level

i-Ready
K-5th
Reading



Switch Table View | Show Results By

Placement Summary | Grade

Showing 9 of 9


Grade	Overall Grade-Level Placement	100%	90%	80%	70%	60%	50%	Students Assessed/Total
Grade K		11%	19%	70%	0%	0%	0%	47/48
Grade 1		11%	4%	74%	11%	0%	0%	47/49
Grade 2		10%	2%	65%	23%	0%	0%	48/48
Grade 3		18%	38%	22%	14%	8%	0%	50/50
Grade 4		23%	13%	36%	13%	15%	0%	47/47
Grade 5		14%	31%	22%	22%	10%	0%	49/51

Switch Table View | Show Results By

Placement Summary | Grade

Showing 9 of 9

Grade	Overall Grade-Level Placement	100%	90%	80%	70%	60%	50%	Students Assessed/Total
Grade K		29%	23%	48%	0%	0%	0%	48/48
Grade 1		16%	6%	71%	6%	0%	0%	49/49
Grade 2		10%	13%	75%	2%	0%	0%	48/48
Grade 3		12%	16%	68%	2%	2%	0%	50/50
Grade 4		15%	20%	54%	9%	2%	0%	46/47
Grade 5		16%	20%	48%	12%	4%	0%	50/51



Progress toward School Improvement Goals

GOAL 1: For FY 22-23, we will increase teacher effectiveness, agency, and pedagogy.



Action Plan 1:

Provide **effective** professional development opportunities to all staff members through Griffin RESA, other 3rd party vendors, and/or vertical/cross curricular system of support through monthly meetings within a professional learning community focused on implementing interventions and improving pedagogical practices.

- Collaborative PLC Teams- Review Data and Improve Pedagogy
- Math Content Training- Standard Changes
- Maverick Teams- Cultural Awareness, Literacy, Marketing, Math, Media
- Gifted, STEM, and Dyslexia Certification



Progress toward School Improvement Goals

GOAL 2: FY 22-23, 50% of our K-5th students will meet their i-Ready Stretch Goal.

Reading

K- 9%

1st- 9%

2nd- 13%

3rd- 17%

4th- 23%

5th- 25%

Math

K- 17%

1st- 6%

2nd- 2%

3rd- 0%

4th- 7%

5th- 2%

These percentages represent the number of students who have already met their growth goals for the entire year!

Progress toward School Improvement Goals

GOAL 3: For FY 22-23, 75% of our middle grades students will fall between the Avg (41%tile) to High (80+%tile) on the NWEA MAP Spring Reading and Math Benchmark evaluation.

Reading

6th- 73%

7th- 71%

8th- **94%**

Math

6th- 57%

7th- 64%

8th- **80%**

These percentages represent the number of students who have already met their goals for the entire year!

Progress toward School Improvement Goals

GOAL 4: Liberty Tech Charter School will maintain a 95% or higher attendance rate during the 2022-2023 school year.

August- 95.16%

September- 92.56%

October- 91.18%

November- 87.9%

Standards-based Grading

- **What is SBG?**
an intentional way for teachers to track their students' progress and achievements, which is based on students showing signs of mastery or understanding various lessons and skills aligned with the GSE
- **Why SBG?**
- **What does it look like at LTCs?**



Standards-based Grading

Grades K-1

- ESNU (E= exceeds; S= satisfactory; N= needs assistance; U= unsatisfactory)
- Grades are based upon various levels of mastery within each skill aligned with the GA Standards of Excellence
- Students have multiple opportunities to be assessed on foundational skills



Standards-based Grading

Grades 2-4

- Modified "standards-based"
- Students will receive numeric grades that demonstrate their progress on GA standards
- Allows for re-teaching when necessary



Standards-based Grading

Grades 5-8

- Modified "standards-based"
- Students will still receive numeric grades that demonstrate their progress on GA standards
- Grades will be weighted to work toward alignment with local high school grading practices





Q & A



Alternative Resources

